

Subject	Guidance for Accessing Remote Learning
ACE	<p>Use this time to explore a topic beyond the school curriculum by completing a free MOOC (Massive Online Open Course) from Future Learn. https://www.futurelearn.com/</p> <p>You can complete a course run by a range of leading universities in almost any topic on the planet and can download/print a certificate when you complete the programme.</p> <p>Attempt one of the two questions on the ACE programme remote learning sheet. Should you like to write your own question, please run it by Mr Ashdown.</p> <p>Below are a selection of enquiry questions you may choose to research and answer. These tasks are designed to CHALLENGE you and to help you develop important transferrable skills as you research relevant, reliable sources to present your opinion and evaluate the facts.</p> <ul style="list-style-type: none"> • Is Social Media damaging society? • What two books should every teenager read? Explain the reasoning behind your choices <p>Alternatively, students may devise their own question and submit it to Mr Ashdown for approval (RAs@goffs.herts.sch.uk). Answers must include arguments for and against the line of enquiry.</p> <p><u>Structure</u></p> <ul style="list-style-type: none"> • You must present your work with a RANGE of relevant research - do not just look at the first website on Google! • Ensure your work is supported by facts, not unfounded opinions. You can include opinions from reputable websites to back up your own ideas • Use a PEEL (point>evidence>explanation>link) structure to ensure your points are relevant and well substantiated • You should reference any websites you use at the bottom of your work, using footnotes. For example: <ul style="list-style-type: none"> ○ We want our students to grow as individuals with ambition, resilience and courage (1). <p style="margin-left: 40px;"><u>Reference</u></p> <ol style="list-style-type: none"> 1. https://www.goffs.herts.sch.uk/251/school-vision-and-ethos • Remember to explore both sides of the argument in your answer • Finish with a conclusion that summarises your findings and gives a clear indication of which side of the argument you agree with most (no sitting on the fence!) <p><u>Marking</u></p> <p>Your answers will be graded according to the list below:</p>

Distinction * - You will be rewarded an R5

- Outstanding knowledge and understanding
- Outstanding research
- Outstanding analysis/evaluation and/or discussion/explanation/development
- Outstanding, balanced arguments
- Outstanding structure throughout
- Accurate use of SPAG

Distinction - You will be rewarded an R4

- Very good knowledge and understanding
- Very good research
- Very good analysis/evaluation and/or discussion/explanation/development
- Very good, balanced arguments
- Very good structure throughout
- Accurate use of SPAG

Merit - You will be rewarded an R3

- Good knowledge and understanding
- Good research
- Good analysis/evaluation and/or discussion/explanation/development
- Good, balanced arguments
- Good structure throughout
- Some accurate use of SPAG

Pass - You will be rewarded an R2

- Satisfactory knowledge and understanding
- Satisfactory research
- Satisfactory analysis/evaluation and/or discussion/explanation/development
- Satisfactory, balanced arguments
- Satisfactory structure throughout
- Satisfactory use of SPAG

Additional competitions to participate in

Why not challenge yourself with these online competitions to enter.

	<p>Film Can you review a specific film or a film of your choice: https://www.intofilm.org/competitions</p> <p>History and English Language Can you write a creative story but factually correct piece from History. https://www.walterscottprize.co.uk/young-walter-scott-prize/</p> <p>English Language (Entries up to 13 years of age) Can you write a magical story involving a taxi!!? https://www.caabpublishing.co.uk/submit-competitions</p> <p>Critical Thinking Compete in a World Competition with the winners presented their award and hard copy of their short story in Paris! https://en.unesco.org/news/unesco-and-idries-shah-foundation-launch-world-tales-short-story-competition</p>
Art	<p>Teacher responsible: CBW</p> <p>Students will create a mini portfolio based on a 'STILL LIFE'. This will count towards their GCSE coursework.</p> <p>This week students will be working from their STILL LIFE setup or from the Photos they have taken to work from. (voiced over PowerPoint)</p> <p>Students will begin a series of three 5cm x 5cm studies where they will have to zoom in onto sections and recreate using pen, biro, or pencil.</p> <p>Student will be using a variety of FORMAL ELEMENTS in their work (line, tone, texture, pattern)</p> <p>The students will then conclude the lesson by annotating their work using VISUAL language, WWW, EBI.</p> <p>Students will then be set a variety of different outcomes they will have to produce for their MINI PORTFOLIO.</p> <p>Students will also have to research and connect with a few artists as the weeks progress.</p> <p>They will need: The still Life if still set up/or the photos they have taken on their phone, pencil, and paper (5cm x5cm) , rubber and sharpener)</p> <p>Students will need to provide evidence each week to Mrs Brew: cbw@goffs.herts.sch.uk</p>
Business	<p>Year 9's will be working on cash flow forecasting session 2(exam questions) and a voiceover lesson will be placed on Doodle.</p>
Careers	<p>We work closely with YC Hertfordshire to ensure that students have access to a range of different employers during their time in school.</p> <p>Alex is a YC Hertfordshire Personal Advisers and holds Level 6 qualifications in Advice and Guidance.</p> <p>As we continue with remote learning, YC are able to support your child by discussing their future prospects with them remotely. Further details can be found on our career section of the website, including videos made by Alex: https://www.goffs.herts.sch.uk/1301/careers-at-goffs-academy There is also a sheet on this section of the website that includes key career information, produced by YC.</p> <p>His contact details are: Alex Bateson (Alex.Bateson@hertfordshire.gov.uk)</p>

	A reminder that your child must use their school email address when contacting either Alex or Hannah.
Childcare	<p>This week, students will be looking at how a key worker supports individuals through games. With another member of your class, compare the games you created. Then review them based on:</p> <ul style="list-style-type: none"> - Creativity – out of 5. Why? - Engaging - out of 5. Why? - Outcome – do you think the outcome would be achievable and realistic? <p>What is your understanding of the rules?</p>
Drama	Pupils will be invited to a live teams lesson this week where they will look at the social/cultural and historical contexts of their set text Blood Brothers. Pupils will be invited to this lesson via their school emails and should click Yes attend to log in. This will be an hour long and take place at the correct date and time as instructed by the timetable sent out this week.
Economics	Year 9 students will be issued tasks on Demand for Goods and Services in addition to a pre-recorded lesson. This will be placed on Doodle.
English	<p>Please follow new timetable from 29th June for pre-recorded lessons</p> <p>Blood Brothers- 3 week Flipped Learning project. This is ready for you, with Powerpoints and an easy to follow workbook. Watch the play on YouTube/ all links are on the Powerpoint, create character profiles, plot synopsis, context and theme resources. The workbook will be put on Doodle.</p> <p>Film: https://www.youtube.com/watch?v=eP1j1B1TtNU</p> <p>Plot: https://www.youtube.com/watch?v=Pz8tURNx7d8</p> <p>https://www.youtube.com/watch?v=wZsd_wvoFO</p> <p>Character: https://www.youtube.com/watch?v=ZqQh1d1J-98</p> <p>Theme: https://www.youtube.com/watch?v=UgR3ATt1NUU</p> <p>Context: https://www.youtube.com/watch?v=ZR-d5DWup2U</p> <p>Extension- listen to some of the playlist and make key character quotations.</p> <p>https://www.youtube.com/watch?v=raaHjlcefb&list=PL8f_ACV3dM09w7_EUCCcSu7A3SMzi7N7I</p> <p>https://www.youtube.com/watch?v=pPBf3YsitwU</p> <p>https://www.youtube.com/watch?v=9T8RR08nk0Y</p> <p>https://www.youtube.com/watch?v=9pdVMKo8SDo</p> <p>Students should also be reading for at least 30 minutes each day and adding at least two new Tier 2 vocabulary into their Victorious Vocabulary booklets.</p>
Enterprise BTEC	Year 9's have been set a project called the Cereal Challenge and a voice over PowerPoint will be placed on Doodle to explain this challenge further.
Food	Students to complete healthy eating for teenagers project 01.06.20 till 29.06.20
French	Topic: Le règlement scolaire

	<p>Tasks : Go through the PowerPoint lesson and complete the exercises. Send the reading worksheets to your lesson. Then, go through the Doodle revision presentation on three common modal verbs and take your own notes. When you are ready, complete the Doodle quiz on the three common modal verbs.</p> <p>Independent work: Vocabulary practice www.languagenut.com Complete the assigned vocabulary exercises on exams and school rules.</p>
Geography	<p>All work will be set on Doodle.</p> <p>Topic: The Challenge of Natural Hazards (Recap of information from the start of year 9)</p> <p>Pupils need to complete the exam question work booklet which is uploaded to Doodle. This is all of the content for a topic which was learnt at the start of year 9. Pupils should have a good knowledge of this content already. Any new content will be continued once we return to school.</p> <p>If your child has a CGP revision guide they can use this to guide them on the information they need.</p> <p>Please email jfl@goffs.herts.sch.uk with any queries regarding this work</p>
Health and Social Care	<p>Students are still looking at Learning Aim C for Unit 3 this week.</p> <p>Following on from the last few weeks, create a full Health and Wellbeing improvement plan for someone. First, write a mini case study that highlights the individuals life, barriers that might have. Then create the plan and include the specific to getting healthier.</p> <p>For example, if you selected diet to be the problem, set a full diet plan. Same for exercise.</p> <p>Make sure you factor in the barriers at all times. For example someone with limited money wouldn't be able to afford a gym membership etc.</p> <p>This is a two week project. Research everything and factor in all aspect prior to starting the plan.</p>
History	<p><u>Medicine Through Time (Edexcel, Paper 1)</u></p> <p>Revisit Paper 1 (Medicine Through time)- Revising Medieval Medicine</p> <p>Voice over power points by class teachers- 20th century medicine</p> <p>For all lessons, students to work through the PowerPoints on Doodle. Guidance on <u>how to revise</u> will also be set on Doodle.</p> <p>Helpful website links: https://www.youtube.com/watch?v=o7Bf_gkmtqo https://www.youtube.com/watch?v=nVJV8iEAm88</p>
ICT/Computing	<p><u>Computing</u></p> <p>Go through the audio presentation and complete the homework sheets set on doodle and email the sheets to Mr Sawyer.</p> <p>SoloLearn App - Either use the website (Sololearn.com) or app and complete any outstanding modules on the python 3 course.</p> <p>Online Resources links to use Online Editor: repl.it/languages/python3 Flowchart Creator: draw.io</p> <p><u>ICT</u></p> <p>This is the work for Week Commencing 29th June and 6th July.</p> <p>Please read through the spreadsheet tasks from Page 1-3 only. You will need Microsoft Word or a piece of paper to do the tasks.</p> <p>You will also need to complete 'Things to Watch Computing Related' for this you will need to watch IT related video clips using the links provided on the worksheet and answer the questions on video clips.</p>

	<p>Please register to Cyber School using the link below, any issues email Mrs Nessa: https://cyber-school.joincyberdiscovery.com/</p> <p>This will allow students to take part in cyber security challenges using the code: narrow-glance-return-scope.</p> <p>Please email your teacher any work that you complete.</p>
Italian	<p>Current topics:</p> <ul style="list-style-type: none"> • Future holidays – Use of <i>vorrei</i> + infinitive <p>Tasks to complete:</p> <ul style="list-style-type: none"> • Download the PowerPoint presentation (link on Doodle) and follow the instructions to complete all your tasks. Ensure you download the Word document attached on Doodle with the same tasks. • Practise key vocabulary on https://www.studystack.com/flashcard-3231731 <p>Independent work:</p> <ul style="list-style-type: none"> • Continue working on the Language Immersion Challenge (document on Doodle). • Choose and complete one (or some) of the 8 Italian challenges (document on Doodle). • Choose and complete any activities from the Nando's takeaway menu (document on Doodle).
Literacy	<p><u>Responsive Reading</u></p> <p><i>*students should be reading for 2 hours every week in order to continue improving their literacy levels and not fall behind. Links below can be found to the Goffs Academy reading lists and websites to help complete the responsive reading activities. Students have been emailed booklets to their student email address (ideally needs to be opened on laptop or computer as the file is quite large. Can be completely digitally to save printing if easier.</i></p> <p>Students complete week 11 on 'Responsive Reading Booklet' [on doodle]</p> <p>Students to read extract for week 11 answer the questions that follow and complete vocabulary work, defining key quotes and filling in vocabulary booklets.</p> <p>Helpful website links: https://www.goodreads.com/shelf/show/ks3 https://www.goodreads.com/shelf/show/gcse-reading-list https://www.dictionary.com/ https://www.goffs.herts.sch.uk/339/reading-activities</p>
Maths	<p>Students need to check Doodle carefully on the day of the timetabled Maths lesson for a recorded lesson on Indices. They will need to listen to the powerpoint and work through any questions in it.</p> <p>They should also check www.hegartymaths.com for any extra practise that has been added by their teachers.</p>
Media BTEC	<p>Representation</p> <p>Continuation on how social groups are represented in the media.</p> <p>Work sent on Doodle</p>
Media Studies	<p>Topic: Identifying and appeal to target audiences</p>

	<p>Work: Work through the online video and representation tasks on the worksheet supplied through Doodle.</p> <p>Links: https://www.youtube.com/watch?v=g-WuZisCi20</p> <p>Documents: Learning resources to be sent through Doodle</p>
Music	<p>(1 TEAMS lesson per week)</p> <p>9 Quizzes - Students should access the Mini Quizzes on Doodle. They need to read and understand the information and then answer the questions. Their work will be automatically submitted to me via Doodle.</p> <p>Students should spend time selecting pieces and rehearsing for their next SOLO and ENSEMBLE performance assessments. They will be asked to perform on line, using TEAMS.</p>
PE - Core	<p>Youtube clips set on Doodle for home workouts without any equipment (example - https://www.youtube.com/watch?v=mI6cT4AZdql)</p> <p>https://www.youtube.com/watch?v=1skBf6h2ksl</p> <p>30 Day Ab challenge: App</p> <p>Beat the teacher 5K run challenge</p> <p>Assassins Workout</p> <p>Iron man workout</p>
PE - BTEC Dance	<p>Theory: Booklet B should now be complete and emailed into Miss Fleet - you now need to complete your corrections from assignment A which Miss Fleet has emailed to you. Please use the step-by-step guide on Doodle to help you. You have 2 weeks to complete the corrections they are due in Monday 13th July.</p> <p>Practical: Practice Hairspray, Royal Family and Rosas Dances.</p> <p>Rosas - https://www.youtube.com/watch?v=oQCTbCcSxis</p> <p>Royal Family - https://www.youtube.com/watch?v=-mKzJIW9w2c</p>
PE - BTEC Sport	<p>Students are to send all of their learning aim B work into the classroom teacher. This includes pass, merit and distinction sections.</p> <p>Now students must start learning aim C booklet. This work focuses on the technology in sport. A teacher guidance PowerPoint has been put onto Doodle as well as the assignment.</p>
PE - GCSE	<p><i>Fitness Testing (Revision):</i></p> <p>An opportunity to re-visit the fitness tests from the components of fitness the performers use to measure their ability.</p>
PE - M8 Dance	<p>Pick a song from your favourite movie. What does this song mean to you? Choreograph a maximum of 2 minutes worth of dance.</p>
PE - M8 Sports Leaders	<p>Sports leaders have their learner evidence records (booklets). If they do not blank copies of the tasks have been attached on doodle.</p> <p>Complete the task on page 26. Consider the achievements you have made so far. Please use the guidance on doodle.</p> <p>Once this is complete, check you have completed the following tasks to the best of your ability. Please complete all evaluations to all sessions that you can evaluate.</p> <p>Checklist:</p> <p>1.1, 1.2, 1.3</p> <p>2.1 x 3, 2.2</p> <p>3.1, 3.2</p> <p>4.1</p>

	Please email lh@goffs.herts.sch.uk if you need any support.
Photography	<p>Teacher responsible TBR: Coursework Unit – Fusion</p> <p>Students have been sent feedback via Google Classroom. Parents will be contacted this week of any student who has not submitted/sent any work.</p> <p>Lesson 5 & 6:</p> <p>Students should now have completed the following:</p> <ul style="list-style-type: none"> 3 mind maps 3 artist analysis <p>This week students will be provided with a voice over PowerPoint for their 2 lessons. They have 3 tasks to complete.</p> <ol style="list-style-type: none"> 1) Choose a concept to explore through their photography work 2) Come up with a minimum of 3 ideas per foci (9 in total). They must include drawings and notes to illustrate these ideas. This will be modelled for them on the PowerPoint 3) Plan 3 photoshoots – 1 for each focus (they will choose 1 idea from each of the 3 they have planned) <p>Any issues with Google Classroom should be addressed to: tbr@goffs.herts.sch.uk</p>
Product Design	This term you will complete a mini project by completing a series of tasks shown on the Power Point on doddle. There is a task a week for you to complete and send. This week is task 4
Psychology	<p>Memory –</p> <p>Topic: Factors Affecting Memory – False Memories</p> <p>There are three factors that can affect memory, students will start looking at the final one, false memories.</p> <p>Using the PowerPoint and textbook they will need to:</p> <ul style="list-style-type: none"> - Think about how false memories can be implanted. - Define what is meant by a false memory. - Read the case of Donald Thomson from 1975 and link it to the concept of false memories. - Watch a video on Loftus & Pickrell's 'lost in the mall' study, and consider what the study suggests about false memories, how they can be implanted and the ethics of the study. - Finish the three evaluation points - the point has been stated so students need to give an example/evidence to back it up and explain why it is a strength or a weakness. - Answer an application question to consolidate their understanding - Answer an exam style questions to practice exam technique. <p>Useful website for additional information – https://learndojo.org/gcse/aqa-psychology/memory/</p> <p>Students can also sign into the online textbook at: https://illuminate.digital/aqapsychgcse/ Username: SGOFFS6</p>

	<p>Password: STUDENT6 The textbook (page 30-31) will provide the information needed to complete the above tasks.</p>
RS/Sociology	<p>Students will be set a list of questions as well as PowerPoints to support moving towards a recorded lesson/worksheet to complete. Please may all completed work be submitted to Mr Bora.</p> <p>Complete electronic copies can be emailed to Ebo@goffs.herts.sch.uk where I will log rewards.</p> <p>Research/Reading: REOnline Festivals calendar - https://www.reonline.org.uk/festival-calendar/ - Useful for research on current festivals REOnline - Subject knowledge - https://www.reonline.org.uk/subject-knowledge/ - Reliable info on main religions/worldviews Email a believer (REonline) - http://pof.reonline.org.uk/ - Students can email people on their religious/worldviews Guardian online - Religion - https://www.theguardian.com/world/religion - news/current religious issues BBC Bitesize KS3 - https://www.bbc.co.uk/bitesize/subjects/zh3rkqt BBC Bitesize GCSE - https://www.bbc.co.uk/bitesize/subjects/zb48q6f - Need to select correct exam board Videos: BBC GCSE RS videos - https://drive.google.com/open?id=1rccZolahqH4eFcPM6Nn1KxQ5fIZgwD5wgsyrg6oxN0s - Relatively new films from young people from main religions Most BBC RE clips - https://drive.google.com/open?id=17VMuMqZ7JZXFnz-k2M0FEgxQqJbF9A1hUL8igC5eNF - Virtually all RE subject videos organised by series Truetube - https://www.truetube.co.uk/ - Loads of great videos REquest - Christianity - https://request.org.uk/ - Videos and research info The Bible society videos - Christian - https://www.youtube.com/user/biblesocietytv/videos - Videos on some useful concepts in Christianity The Bible project - https://www.youtube.com/user/jointhebibleproject/playlists - Christianity based concepts Revision/Quizzing: Seneca - https://www.senecalearning.com/ - Board specific GCSE content Quizlet - https://quizlet.com/en-gb - You will need to find relevant/reliable pre-made quizzes MrMcMillanREvis - https://www.youtube.com/user/MrMcMillanREvis/playlists - Catholic Christianity revision videos</p>
Science	<p>Revision of Year 9 Topics:</p> <ul style="list-style-type: none"> • Electricity • Cells • Bonding <p>Students will be expected to complete the work assigned by their teacher via doddle. Teachers will set work that indicates when the student would have had that lesson, so they can allocate time appropriately e.g. Mon P1. Many resources and links to web sites will be provided by each teacher directly on doddle. In addition to these, the following web sites can be used to support students studying at home: Useful websites:</p>

	<p>https://www.tassomai.com/ https://www.kerboodle.com/users/login https://www.youtube.com/channel/UCqbOeHaAUXw9II7sBVG3_bw/playlists https://www.senecalearning.com/ https://www.physicsandmathstutor.com/ https://www.goffs.herts.sch.uk/307/subject-information</p>
<p>Spanish</p>	<p>Topic: My Studies- Revision of the past tense Tasks:</p> <ol style="list-style-type: none"> 1. Complete the worksheets on the use of different verbs in the preterite tense 2. Complete the tasks assigned on www.languagenut.com Students have been given individual log-in details for Languagenut. <p>Independent work: https://www.languagesonline.org.uk/Spanish/Preteritograde/index.htm</p>
<p>Textiles</p>	<p>Hello everyone! Many thanks to those of you who have sent me some work via email and let me know which question you have chosen for the mock NEA. If you haven't already done so, please can you catch up on this work and email it across. <u>I have emailed some parents because I have not heard from you some of you since the beginning of lockdown.</u> Over the next few weeks you should be completing additional research based on the question you have chosen. This could include;</p> <ul style="list-style-type: none"> • Product analysis • Shop reports • Designer research • Fabric research <p>The PowerPoint that you were sent has exemplars of different types of research but it's up to you to decide what is the most appropriate! For example; if you have chosen the sustainability brief you might want to research H&M's eco collection or do some research on Greta Thunberg. Another example might be to look at the RNLi website and see what items they have for sale. Alternatively, you could research into what items people use when hiring an outdoor cinema in their back garden etc etc. I have given you lots of information on the audio PowerPoints but just to reiterate- you...</p> <ol style="list-style-type: none"> a) Cannot make something that's already existing- i.e. a waterproof jacket (if you could creatively adapt this then this would be fine) b) You cannot make something super simple like a blanket or cushion cover- you simply wouldn't meet the marking criteria c) You need to ANALYSE all of your research (<i>e.g.; My client is a surfer and will swim in the sea all year round THEREFORE I need to design and make something that is waterproof and warm</i>) <p>Please email lab@goffs.herts.sch.uk with your completed research work and any questions you might have.</p>

By Thursday 29th June I would like each of you to email me the following as a minimum;

- 1. Mood board with analysis**
- 2. Client profile (NOT SOMEBODY FAMOUS!)**
- 3. 2 x pieces of additional research**

Good luck!

Log In Instructions for Hegarty Maths



Go to old HegartyMaths Existing users Contact us

Teacher log in Student log in

Go to www.hegartymaths.com & click **Student log in**.

Start FREE teacher trial

Find your school

School name

Enter your school name correctly and select it.

Enter your details

Make sure these are accurate.

Harry

Hamilton

1 January 2001

Next

Set and confirm your own password. Remember to write it in your maths book and planner!

Welcome Harry
Please set a password to login.

Password

Confirm password

Login



No **Has your teacher set you work?** Yes

Your homework will be found in the **My Tasks** page.

You can Search for a task or Choose lesson.

You can view all tasks completed before in **My Scores**.

Click on the task to take it again and try to improve your score.

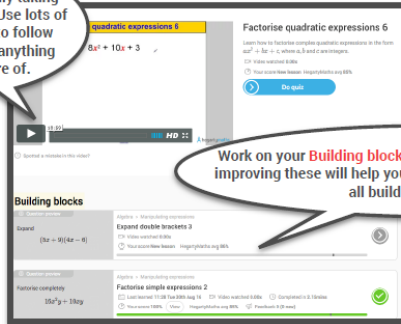
You have no pending tasks

If you have no tasks you can always Request more from your teacher.

Lesson	Score	EM	Time	Attempts	Assessment taken
Factorise simple expressions 2	100%	1.00x	0.15mins	0 / 0	11:28 Tue 30th Aug 16
Distributive law of multiplication	50%	0.20x	2.81mins	0 / 0	13:53 Mon 8th Aug 16
Simple subtraction & its meaning	100%	1.00x	8.20mins	0 / 0	13:49 Mon 8th Aug 16
Simple addition & its meaning	20%	0.00x	0.68mins	0 / 0	13:45 Mon 8th Aug 16

Doing a task

Watch the video carefully taking the best notes you can. Use lots of colour and work hard to follow each example. Replay anything you might be unsure of.



Work on your Building blocks. If you struggle with the video then improving these will help you access the task better. Aim to make all building blocks 100%.

Did you understand the video?

No

Yes

Do quiz

Great homework checklist	WWW	EBI
I write the title, date and HW for all my tasks		
I take full notes from the video		
I try to model my work the way I was shown in the video		
I use a ruler a pencil for all diagrams		
I write every question and full solution in my book		
I mark my work as I go		
When I get an incorrect answer, I try to correct this in a different colour pen		
I write my score in my book at the end of the quiz		

What score did you get in the quiz?

100% **Great effort! Why not try the next HW or improve some of your other scores.**

70 - 99% **Try the quiz again and work hard to learn from any previous mistakes.**

Below 70% **Don't give up. If you have taken full notes of the video, worked on your building blocks and you're still struggling then leave comments for your teacher to ask for help. It's important you make sure you ask your teacher for help to make sure you can eventually get 100%.**

VIDEO NOTES
Hegarty Maths = Perimeter (2) 14th July 2016

Example 1
Square with side 7mm
Perimeter = 7+7+7+7 = 28mm
Don't forget units!

Key Words
• Length
• Units
• Distance

Example 2
Rectangle with sides 4m and 9m
Perimeter = 4+9+4+9 = 26m
Doesn't matter which method you use, they all work!

Example 3
Regular hexagon with side 9m
Perimeter = 6 x 9 = 54m
Regular means all sides are same length

Example 4
Square with side length 5cm
Perimeter = 4 x 5 = 20cm
Always draw a sketch from the information given

Example 5
Equilateral triangle with side length 4.1mm
Perimeter = 3 x 4.1 = 12.3mm
Use distributive law of multiplication

Example 6
Regular octagon with side length 7.4cm
Perimeter = 8 x 7.4 = 59.2cm

Example 7
Rectangle with width 5.2cm and height 7.9cm
Perimeter = (2 x 5.2) + (2 x 7.9) = 26.2cm
Mental Maths: 5.2 + 7.9 = 13.1, 13.1 x 2 = 26.2
REMEMBER! There is more than one way!

Example 8
Shaded square with side 2mm
Perimeter = 4 x 2 = 8mm

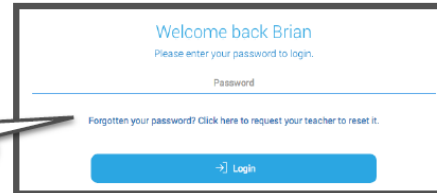
Example 9
Shaded rectangle with width 6m and height 11m
Perimeter = (2 x 6) + (2 x 11) = 34m

Example 10
Shaded regular hexagon with side 5m
Perimeter = 6 x 5 = 30m

FAQ's

What if I forget my password?

This link will **notify your teacher** that you need the password reset when they next login.



Welcome back Brian
Please enter your password to login.

Password

Forgotten your password? Click here to request your teacher to reset it.

→ Login

What device should I use?

HegartyMaths will work on any modern device but we **recommend a PC or Mac for the best experience**. Tablets work well too.

HegartyMaths will work on the latest versions of Chrome, Edge, IE and Safari. **We do not support Firefox.**

What browser should I use?

Do I have to watch the video?

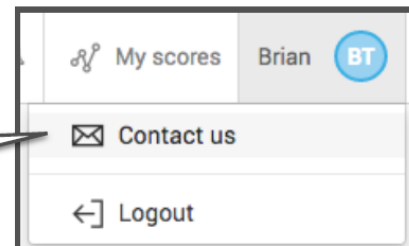
In short, yes! The video and the quiz are designed together so that you can be successful. The video will show you how to tackle the majority of the problems assessed in the quiz.

Try and explain to your teacher in a comment what you think is wrong. Submit a **question problem report**.

What do I do if I think there is a mistake in a question?

How can I contact HegartyMaths?

You can give us feedback on the site using the **contact us** form.



My scores Brian BT

Contact us

Logout