

Subject	Guidance for Accessing Remote Learning
ACE	<p>Continue with your GPQ (Goffs Project Qualification)</p> <p>You should ensure you have the following steps completed:</p> <ol style="list-style-type: none"> 1. Question (that focuses closely on a specific topic) 2. A clear plan of how you will break the question down in order to answer it fully 3. A selection of reliable sources of information 4. Begin to write! <p>Attempt one of the two questions on the ACE programme remote learning sheet. Should you like to write your own question, please run it by Mr Ashdown.</p> <p><u>Structure</u></p> <ul style="list-style-type: none"> • You must present your work with a RANGE of relevant research - do not just look at the first website on Google! • Ensure your work is supported by facts, not unfounded opinions. You can include opinions from reputable websites to back up your own ideas • Use a PEEL (point>evidence>explanation>link) structure to ensure your points are relevant and well substantiated • You should reference any websites you use at the bottom of your work, using footnotes. For example: <ul style="list-style-type: none"> ○ We want our students to grow as individuals with ambition, resilience and courage (1). <p style="margin-left: 40px;"><u>Reference</u></p> <ol style="list-style-type: none"> 1. https://www.goffs.herts.sch.uk/251/school-vision-and-ethos <ul style="list-style-type: none"> • Remember to explore both sides of the argument in your answer • Finish with a conclusion that summarises your findings and gives a clear indication of which side of the argument you agree with most (no sitting on the fence!) <p><u>Marking</u></p> <p>Your answers will be graded according to the list below:</p> <p>Distinction * - You will be rewarded an R5</p> <ul style="list-style-type: none"> • Outstanding knowledge and understanding

- Outstanding research
- Outstanding analysis/evaluation and/or discussion/explanation/development
- Outstanding, balanced arguments
- Outstanding structure throughout
- Accurate use of SPAG

Distinction - You will be rewarded an R4

- Very good knowledge and understanding
- Very good research
- Very good analysis/evaluation and/or discussion/explanation/development
- Very good, balanced arguments
- Very good structure throughout
- Accurate use of SPAG

Merit - You will be rewarded an R3

- Good knowledge and understanding
- Good research
- Good analysis/evaluation and/or discussion/explanation/development
- Good, balanced arguments
- Good structure throughout
- Some accurate use of SPAG

Pass - You will be rewarded an R2

- Satisfactory knowledge and understanding
- Satisfactory research
- Satisfactory analysis/evaluation and/or discussion/explanation/development
- Satisfactory, balanced arguments
- Satisfactory structure throughout
- Satisfactory use of SPAG

Below are a selection of enquiry questions you may choose to research and answer. These tasks are designed to CHALLENGE you and to help you develop important transferrable skills as you research relevant, reliable sources to present your opinion and evaluate the facts.

- How can technology influence our future?
- Should lying be a crime? Evaluate your reasons

	<p><u>Additional competitions to participate in</u> Why not challenge yourself with these online competitions to enter.</p> <p><u>Film</u> Can you review a specific film or a film of your choice: https://www.intofilm.org/competitions</p> <p><u>History and English Language</u> Can you write a creative story but factually correct piece from History. https://www.walterscottprize.co.uk/young-walter-scott-prize/</p> <p><u>English Language (Entries up to 13 years of age)</u> Can you write a magical story involving a taxi!!? https://www.caabpublishing.co.uk/submit-competitions</p> <p><u>Critical Thinking</u> Compete in a World Competition with the winners presented their award and hard copy of their short story in Paris! https://en.unesco.org/news/unesco-and-idries-shah-foundation-launch-world-ales-short-story-competition</p>
Art	<p>Teacher responsible: CBW</p> <p>Students are going to begin a short project based on the 'KITCHEN' over the next 7 weeks. They will create a piece each week and will have a formal lesson sent to them on PowerPoint.</p> <p>Week 4: Students this week will focusing on working with COFFEE and TEA to PAINT with, based on objects they can find in the kitchen. They will be focusing on using LINE, TONE, TEXTURE and PATTERN.</p> <p>Students will present their work on PowerPoint as each piece of work concludes. They should email their teacher with each piece of work completed.</p> <p>Mrs Brew: cbw@goffs.herts.sch.uk Miss Brown: tbr@goffs.herts.sch.uk</p>
Careers	<p>We work closely with YC Hertfordshire to ensure that students have access to a range of different employers during their time in school.</p>

	<p>Hannah and Alex are YC Hertfordshire Personal Advisers and hold Level 6 qualifications in Advice and Guidance.</p> <p>As we continue with remote learning, YC are able to support your child by discussing their future prospects with them remotely. Further details can be found on our career section of the website, including videos made by Hannah and Alex: https://www.goffs.herts.sch.uk/1301/careers There is also a sheet on this section of the website that includes key career information, produced by YC.</p> <p>The contact details are: Alex Bateson (Alex.Bateson@hertfordshire.gov.uk) Hannah Tuson (Hannah.Tuson@hertfordshire.gov.uk)</p> <p>A reminder that your child must use their school email address when contacting either Alex or Hannah.</p>
Drama	<p>Pupils will be exploring a range of activities which will look at developing their practical drama skills. The pupils will be given a choice of two activities and they can complete both or one of these tasks.</p>
English	<p>As students would have been preparing to sit their summer exam, we are going to consolidate reading and writing skills for the majority of this term.</p> <p>This week students will continue be guided through writing a short Fairy Tale with a Twist Story. Students will learning how to add tension and will focus on writing the middle and end. In total the story will be made up of a clear beginning, exciting middle and thrilling end and will not exceed 500 words. Teachers will provide examples, clear expectations and a success criteria for each section. This will act as an assessed piece of writing and will be used to help track students' progress. Students will be expected to edit their writing, they will be guided through this process also and will submit their final draft. This will act as their final grade for the year and therefore will need to consider including: ambitious vocabulary, sentence styles and punctuation. As a Band 6 challenge, students can begin to consider their use of structure, when adding a sinister twist to their story. Students should think back to their teachings of Roald Dahl's Tales with a twist and recent scheme of learning to help inspire them.</p> <p>Students should also be reading for at least 20 minutes each day and adding at least two new Tier 2 vocabulary into their Victorious Vocabulary booklets.</p>
Food	<p>One lesson a fortnight, multi challenge tasks 01.06.20 till 19.07.20. Students choose from a selection of 30 tasks to complete</p>
French	<p>Topic: Le sport en direct – Developing writing - Using three tenses.</p>

	<p>Tasks: Complete the assigned Doodle quizzes and Languagenut assignments. Students have been given individual log-in details for Languagenut. The Vocabulary booklet is attached on Doodle to help you.</p> <p>Independent work:</p> <p>Vocabulary and grammar https://quizlet.com/gb/449960440/french-past-present-future-flash-cards/</p>
<p>Geography</p>	<p>All work will be set on Doodle. Topic: Global Issues and Challenges</p> <p>PowerPoint presentations and worksheets will be uploaded to Doodle for your son/daughter to access for each lesson they would have had in school. The instructions for the tasks are on these. Please ensure they complete all tasks.</p> <p>There is an upcoming assessment – This will also be uploaded onto Doodle for them to complete. Please keep this safe as it will be marked by their class teacher once we return to school.</p> <p>Please email sau@goffs.herts.sch.uk with any queries regarding this work.</p>
<p>History</p>	<p><u>The Holocaust:</u> Life at Aushwitz</p> <p>Lessons for students to work through the PowerPoints on Doodle.</p> <p>Helpful website links: https://www.youtube.com/watch?v=fYKpjBFLjhA https://www.smithsonianmag.com/videos/category/history/remembering-the-horrors-of-auschwitz/</p>
<p>ICT/Computing</p>	<p>This Unit is about Python programming language which you have studied before when you used the BBC Microbit.</p> <p>Attached on doodle are lesson by lesson PowerPoint's explaining the information and tasks that must be completed for this topic. This week you will need to complete Programming - Lesson 5 PowerPoint.</p> <p>Please use the following website to carry out the coding:</p>

	<p>Go to an internet browser(Chrome or Edge) Go to repl.it/languages/python3</p> <p>You must take a screenshot of the code and paste it onto the slide to show evidence of completing the tasks. Once each lesson is completed, please email the PowerPoint to your teacher.</p> <p>Mr Sawyer - rsa@goffs.herts.sch.uk Mrs Nessa - hne@goffs.herts.sch.uk Ms Nicola - ani@goffs.herts.sch.uk</p> <p>Please register to Cyber School using the link below, any issues email Mrs Nessa: https://cyber-school.joincyberdiscovery.com/ This will allow students to take part in cyber security challenges using the code: narrow-glace-return-scope. Please email your teacher any work that you complete.</p>
Literacy	<p><u>Independent Reading</u></p> <p>Responsive Reading focus. Students have been emailed booklets to their student email address (ideally needs to be opened on laptop or computer as the file is quite large. Can be completely digitally to save printing if easier.</p> <p>Students complete week 10 on ‘Responsive Reading Booklet’ [on doddle] Students to read extract for week 10 answer the questions that follow and complete vocabulary work, defining key quotes and filling in vocabulary booklets.</p> <p>Helpful website links (please take a look at these links for help choosing a personal reading book): https://www.goodreads.com/shelf/show/ks3 https://www.dictionary.com/ https://www.goffs.herts.sch.uk/339/reading-activities</p>
Maths	<p>This week students will need to complete the exam style questions set on Doodle by their teachers based on the revision from last week. They need to either compete the questions in a word document or write their answers on paper. This then send this work (the document or a scan/picture of the work) by email to their teacher for marking.</p>
Music	<p>3 mini quizzes. 1 = FORM, 2 = Song as Communication, 3 = Soundscapes</p>

	<p>Students should access the mini quizzes on Doodle. They need to answer the questions and then read and understand the information. Their work will be automatically submitted to me via Doodle. Students should have sound enabled on their computer as excerpts will be played.</p>
PE	<p>The Body Coach workout videos will be posted on Doodle for students to access (example - https://www.youtube.com/watch?v=0xE3CpbbVeA&t=828s) https://www.youtube.com/watch?v=XIeCMhNWFQQ 30 Day Ab challenge: App Beat the teacher 5K run challenge Assassins Workout Iron man workout</p>
Product Design	<p>Having practiced your sketching you are now going to try both 1 and 2 point perspective drawing .</p>
RS/Sociology	<p>Over the next two weeks you will be completing a small project from a great resource called the A-Z of Religion and Belief.</p> <p>You will be focusing on the first four letters and themes:</p> <ul style="list-style-type: none"> Ø Goddesses Ø Heaven, Hell and Other Afterlives <p>After watching each video, you will complete a short set of tasks based on what you have learnt. Each letter or theme should take approximately half an hour to forty five minutes.</p> <p>You can do this in several ways:</p> <ul style="list-style-type: none"> Ø Using a separate piece of paper to complete the tasks on Ø Downloading and editing this word document Ø Creating a separate word document to complete the tasks on Ø Printing this booklet out and completing it <p>If you have any questions about the tasks please email Ms Drymoni with your questions using this email address: sdr@goffs.herts.sch.uk</p> <p>Research/Reading:</p> <p>REOnline Festivals calendar - https://www.reonline.org.uk/festival-calendar/ - Useful for research on current festivals REOnline - Subject knowledge - https://www.reonline.org.uk/subject-knowledge/ - Reliable info on main religions/worldviews Email a believer (REonline) - http://pof.reonline.org.uk/ - Students can email people on their religious/worldviews Guardian online - Religion - https://www.theguardian.com/world/religion - News/current religious issues</p>

	<p>BBC Bitesize KS3 - https://www.bbc.co.uk/bitesize/subjects/zh3rkqt BBC Bitesize GCSE - https://www.bbc.co.uk/bitesize/subjects/zb48q6f - Need to select correct exam board</p> <p>Videos: BBC GCSE RS videos - https://drive.google.com/open?id=1rccZolahqH4eFcPM6Nn1KxQ5flZgwD5wgsyrg6oxN0s - Relatively new films from young people from main religions Most BBC RE clips - https://drive.google.com/open?id=17VMuMqZ7JZXFnz-k2M0FEgxQqJbF9A1hUL8igC5eNF - Virtually all RE subject videos organised by series Truetube - https://www.truetube.co.uk/ - Many great videos REquest - Christianity - https://request.org.uk/ - Videos and research info The Bible society videos - Christian - https://www.youtube.com/user/biblesocietytv/videos - Videos on some useful concepts in Christianity The Bible project - https://www.youtube.com/user/jointhebibleproject/playlists - Christianity based concepts</p> <p>Revision/Quizzing: Seneca - https://www.senecalearning.com/ - Board specific GCSE content Quizlet - https://quizlet.com/en-gb - You will need to find relevant/reliable pre-made quizzes MrMcMillanREvis - https://www.youtube.com/user/MrMcMillanREvis/playlists - Catholic Christianity revision videos</p>
Science	<p>B6: Respiration & exercise C6: Metals and their reactivity P6: Keep on moving (forces, speed, distance time graphs, drag)</p> <p>Students will be expected to complete the work assigned by their teacher via Doodle.</p> <p>Teachers will set work that indicates when the student would have had that lesson, so they can allocate time appropriately e.g. Mon P1.</p> <p>Many resources and links to web sites will be provided by each teacher directly on doodle. In addition to these, the following web sites can be used to support students studying at home.</p> <p>Useful on-line resources: https://www.bbc.co.uk/bitesize/subjects/zng4d2p https://www.senecalearning.com/</p>
Spanish	Topic: Operación verano: Developing writing skills - Using three tenses.

	<p>Tasks: Complete the assigned Doodle quizzes and Languagenut assignments. Students have been given individual log-in details for Languagenut. The vocabulary booklet is attached on Doodle to help you.</p> <p>Independent work Vocabulary and grammar: https://quizlet.com/149704976/past-present-future-verbs-in-spanish-flash-cards/</p>
Textiles	<p>Hi everyone, hoping you are all well ☺</p> <p>Over the next few weeks I would like you to do the following;</p> <p>Unfortunately, because of covid-19 the Victoria & Albert museum in London has had to shut its doors- boo!</p> <p>They were about to showcase the exhibition Kimono: Kyoto to Catwalk. I would like you to watch the following videos;</p> <p>https://www.youtube.com/watch?v=oEf0iFNTVGw https://www.youtube.com/watch?v=hG6UVZexmc8 https://www.youtube.com/watch?v=dvyC_pqYhvw https://www.youtube.com/watch?v=oz1AzscxHjk https://www.youtube.com/watch?v=OSgNdkcg9To</p> <p>I would then like you to write a magazine style article & review explaining what the exhibition is about and your thoughts on what you have seen.</p> <p>If you are a bit stuck there are some great articles to get you started at https://www.vogue.co.uk/fashion</p> <p>Please email me your work on lab@goffs.herts.sch.uk - good luck!</p>

Log In Instructions for Hegarty Maths



Go to old HegartyMaths Existing users Contact us

Teacher log in Student log in

Go to www.hegartymaths.com & click **Student log in**.

Start FREE teacher trial

Find your school

School name

Enter your school name correctly and select it.

Enter your details

Make sure these are accurate.

Harry

Hamilton

1 January 2001

Next

Set and confirm your own password. Remember to write it in your maths book and planner!

Welcome Harry
Please set a password to login.

Password

Confirm password

Login



No **Has your teacher set you work?** Yes

Your homework will be found in the **My Tasks** page.

You can Search for a task or Choose lesson.

You can view all tasks completed before in **My Scores**.

Click on the task to take it again and try to improve your score.

You have no pending tasks

If you have no tasks you can always Request more from your teacher.

Lesson	Score	EM	Time	Attempts	Assessment taken
Factorise simple expressions 2	100%	1.00x	0.15mins	0 / 0	11:28 Tue 30th Aug 16
Distributive law of multiplication	50%	0.20x	2.81mins	0 / 0	13:53 Mon 8th Aug 16
Simple subtraction & its meaning	100%	1.00x	8.20mins	0 / 0	13:49 Mon 8th Aug 16
Simple addition & its meaning	20%	0.00x	0.68mins	0 / 0	13:45 Mon 8th Aug 16

Doing a task

Watch the video carefully taking the best notes you can. Use lots of colour and work hard to follow each example. Replay anything you might be unsure of.

Work on your Building blocks. If you struggle with the video then improving these will help you access the task better. Aim to make all building blocks 100%.

Did you understand the video?

Yes

No

Do quiz

Great homework checklist	WWW	EBI
I write the title, date and HW for all my tasks		
I take full notes from the video		
I try to model my work the way I was shown in the video		
I use a ruler a pencil for all diagrams		
I write every question and full solution in my book		
I mark my work as I go		
When I get an incorrect answer, I try to correct this in a different colour pen		
I write my score in my book at the end of the quiz		

What score did you get in the quiz?

100% Great effort! Why not try the next HW or improve some of your other scores.

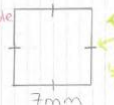
70 - 99% Try the quiz again and work hard to learn from any previous mistakes.

Below 70% Don't give up. If you have taken full notes of the video, worked on your building blocks and you're still struggling then leave comments for your teacher to ask for help. It's important you make sure you ask your teacher for help to make sure you can eventually get 100%.

VIDEO NOTES

Hegarty Maths = Perimeter (2) 14th July 2016

Example ①




Perimeter = $7+7+7+7 = 28\text{mm}$

Key Words: Length, Units, Distance

Don't forget Units!

Example ②



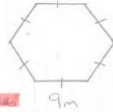
Perimeter = $4+9+4+9 = 26\text{m}$

Perimeter = $2 \times 9 + 2 \times 4 = 18 + 8 = 26\text{m}$

Perimeter = $2 \times (4+9) = 2 \times 13 = 26\text{m}$

Doesn't matter which method you use, they all work!

Example ③




Perimeter = $6 \times 9 = 54\text{m}$

Regular means all sides are same length

Example ④

Work out the perimeter of a square with side length 5cm.

Always draw a sketch from the information given



Perimeter = $4 \times 5 = 20\text{cm}$

Example ⑤

Work out the perimeter of an equilateral triangle with side length 4.1mm.

Same as regular

Perimeter = $3 \times 4.1 = 12.3\text{mm}$

Use distributive law of multiplication

Example ⑥

Work out the perimeter of a regular octagon with side length 7.4cm.

Perimeter = $8 \times 7.4 = 59.2\text{cm}$

Example ⑦


Work out the perimeter of a rectangle with width 5.2cm and height 7.9cm.

Perimeter = $(2 \times 5.2) + (2 \times 7.9) = 10.4 + 15.8 = 26.2\text{cm}$

Mental Maths: $5.2 + 7.9 = 13.1$, $13.1 \times 2 = 26.2$

REMEMBER! There is more than one way!


1) Perimeter of shaded shape? No Calculator



4 sides all with single dash

Perimeter = $4 \times 2 = 8\text{mm}$


2) Perimeter of shaded shape?



Rectangle

Perimeter = $(2 \times 6) + (2 \times 11) = 12 + 22 = 34\text{m}$

3) Perimeter of shaded shape?



6 equal sides

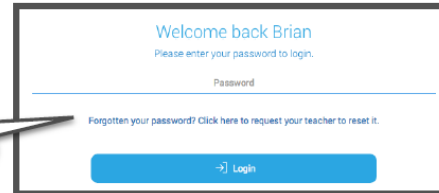
Hexagon

Perimeter = $6 \times 5 = 30\text{m}$

FAQ's

What if I forget my password?

This link will **notify your teacher** that you need the password reset when they next login.



Welcome back Brian
Please enter your password to login.

Password

Forgotten your password? Click here to request your teacher to reset it.

→ Login

What device should I use?

HegartyMaths will work on any modern device but we **recommend a PC or Mac for the best experience**. Tablets work well too.

HegartyMaths will work on the latest versions of Chrome, Edge, IE and Safari. **We do not support Firefox.**

What browser should I use?

Do I have to watch the video?

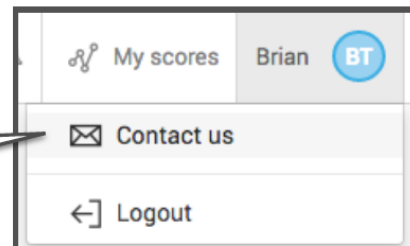
In short, yes! The video and the quiz are designed together so that you can be successful. The video will show you how to tackle the majority of the problems assessed in the quiz.

Try and explain to your teacher in a comment what you think is wrong. Submit a **question problem report**.

What do I do if I think there is a mistake in a question?

How can I contact HegartyMaths?

You can give us feedback on the site using the **contact us** form.



My scores Brian BT

Contact us

Logout