

	<b>Guidance for Accessing Remote Learning</b>
<b>Art/Photography</b>	Continue with exam preparation/coursework using checklist/grid and provided resources.
<b>Business</b>	<p>Year 11's are currently working on Theme 2. On Doodle, there are End of Unit Assessments and Past Papers.</p> <p>All Year 11 students have also been issued with a Revision Guide for both Themes 1 &amp; 2. These were issued immediately after the February half term. They were also issued with a Knowledge Book, Calculation Book in addition to Past Paper Questions printed on yellow paper.</p>
<b>Childcare</b>	<p>Students have been working on their last piece of coursework for this course and will continue this using handouts and information provided via Doodle.</p> <p>Exercises regarding this coursework will be set and students are directed to use the internet to research this topic but also communicate with Miss Garner via email if they need to gain feedback.</p>
<b>Drama</b>	<p>Pupils need to complete revision surrounding the written exam and preparing for this. Section A is on the set text Blood Brothers and section B Live Theatre Evaluation (On The Woman In Black).</p> <p><b>Task:</b> Blood Brothers revision booklet has been set on doodle. Please complete two pages from it for your own revision. You must complete all the tasks on each page.</p>
<b>Economics</b>	Year 11's are going over the specification covered in both years 9&10. They have been issued with 4 past papers and a knowledge book.
<b>English</b>	<p>Year 11 are currently studying English Language Paper 2 – looking at two non-fiction extracts and practising their inference, analysis and comparison skills as well as writing their own examples of non-fiction writing (newspaper articles, letters, blogs etc)</p> <p>At home, students are expected to be</p> <ul style="list-style-type: none"> <li>• Reading non-fiction extracts</li> <li>• Completing past GCSE papers</li> <li>• Working under timed conditions</li> </ul>

	<p>Please encourage students to visit the BBC Bitesize website, selecting English Language GCSE, AQA – then reviewing the ‘analysing non-fiction’, ‘comparing texts’ and ‘writing’ sections</p> <p>In regards to Literature, they are currently studying English Literature Paper 2. This involves ‘Blood Brothers’, ‘Power and Conflict Poetry’ and ‘Unseen Poetry’.</p> <p>At home, students will be expected to be</p> <ul style="list-style-type: none"> <li>• Creating revision resources (flashcards, A3 revision sheets)</li> <li>• Completing practice questions</li> <li>• Working under timed conditions</li> </ul> <p>Please encourage students to visit the BBC Bitesize website, selecting English Literature GCSE, AQA – then reviewing the specific named texts above.</p>
<b>Enterprise BTEC</b>	Year 11 are working on Component 2. The task sheet for this has been placed on Doodle. Students have been working on this in lessons.
<b>Film Studies</b>	<p><b>Topic: Key Developments in Film</b></p> <p><b>Work:</b> Read through the Key Developments powerpoint and take summary notes. Watch each of the videos linked and make sure that you have a good understanding of all areas. Complete the practice questions at the end of the powerpoint.</p> <p><b>Links:</b> <a href="https://www.youtube.com/watch?v=g-WuZisCi20">https://www.youtube.com/watch?v=g-WuZisCi20</a></p> <p><b>Documents: Powerpoint to be sent through Doodle</b></p>
<b>French</b>	<p><b>AQA revision guides and workbooks</b> have been issued to all students- complete the exercises for the different topics.</p> <p><b>Speaking booklets</b> –students should ensure a range of questions per theme are prepared.</p> <p><i>To be available on Doodle:</i></p> <p><b>Personal learning checklist</b> for all topics</p> <p><b>Vocabulary booklet</b> for all topics (PPT and word format)</p> <p><b>Practice papers</b> (listening, reading and writing) - will be available on Doodle</p> <p><b>Doodle quizzes-</b> to be assigned</p> <p><i>Online learning tools:</i></p>

	<p><a href="http://www.languagenut.com">www.languagenut.com</a> ( individual log-ins issued to students)</p> <p>Click on Vocab trainer and then a particular topic to revise key vocabulary. Click on exam skills to practise listening and reading exercises</p> <p><a href="http://www.linguascope.co.uk">www.linguascope.co.uk</a> (username: goffs password: mfl19)]</p> <p><a href="http://www.quizlet.com">www.quizlet.com</a> Search any topic starting with GCSE French AQA. Click on Intermediate and then a particular topic to revise the key vocabulary</p> <p><a href="http://www.languagesonline.org.uk">www.languagesonline.org.uk</a> Click on Grammar to practise key tenses and structures.</p>
<b>Geography</b>	<p>All work will be set on Doodle.</p> <p>Topic: <b>Course complete - Revision</b></p> <p>Pupils have been given booklets in lesson which they should have at home as advised. They are as follows:</p> <ol style="list-style-type: none"> <li>1) Light blue Paper 1 Physical Geography revision booklet that they have been working on in class</li> <li>2) Paper 2 Human Geography revision booklet</li> <li>3) Paper 3 Skills/Fieldwork revision booklet</li> <li>4) Exam pack with past questions/model answers etc.</li> </ol> <p>Pupils can complete whichever booklet they feel will help them most with their revision but this must be equal to the time they would have been in lessons (5 hours per fortnight)</p> <p>Do not worry about their pre-release at the moment. A booklet will be uploaded onto Doodle once it is released and we have planned it. Please keep checking Doodle and keeping up to date with any work set.</p> <p><b>If your child has a CGP revision guide they can use this to guide them on the information they need and to revise for the exams. There is also a case study booklet uploaded to Doodle for them to use.</b></p>
<b>History</b>	<p><b><u>Cold War (Edexcel, Paper 2)</u></b></p> <p><b><u>11A3</u></b>: Blue 'End of Cold War' Booklet  <b>Lesson 5</b>: Collapse of the USSR  <b>Lessons 6&amp;7</b>: End of the Cold War</p>

	<p>For all lessons, students to work through the PowerPoints on Doodle. Students also have a copy of the relevant pages of the textbook</p> <p><b>All other Y11 classes:</b> Past papers for papers 1, 2 and 3 will be uploaded on to Doodle, along with writing frames.</p> <p>Helpful website links:  <a href="https://www.bbc.co.uk/bitesize/guides/zp9prdm/revision/2">https://www.bbc.co.uk/bitesize/guides/zp9prdm/revision/2</a>  Revision guides are freely available on the school website (scroll to bottom of History Department webpage)  <a href="https://www.goffs.herts.sch.uk/307/subject-information/subject/21/history">https://www.goffs.herts.sch.uk/307/subject-information/subject/21/history</a></p>
<b>ICT/Computing</b>	<p><b>ICT:</b> Students will be given component 3 theory work to complete. They will receive Pack A – Modern Technologies lessons which will have Presentations and worksheets to cover up to 6 lessons.</p> <p><b>Computing:</b> Students have access to presentations and worksheets for component 1 and 2 on doodle. This will help with exam content.</p>
<b>Italian</b>	<p>Revision of GCSE topics using the ZigZag reading questions (Foundation and Higher) and ZigZag questions on literary texts (booklets issued to students). Practice of listening skills on <a href="http://www.thislanguage.com">www.thislanguage.com</a> (tasks will be set on Doodle). Students should continue working on their speaking booklets in preparation for their speaking exam. Reading past papers will be available on Doodle. Personal learning checklist for all the topics and the vocabulary booklet will be available on Doodle.</p> <p>Websites:</p> <ul style="list-style-type: none"> <li>➤ (listening and grammar – students have their own usernames and passwords) <a href="http://www.thislanguage.com">www.thislanguage.com</a> (tasks will be set on Doodle).</li> <li>➤ (listening and vocab – username <b>goffs</b> password <b>mfl19</b>) <a href="http://www.linguascope.com">www.linguascope.com</a></li> <li>➤ (core vocab) <a href="https://quizlet.com/mamadori/folders/aqa-gcse-italian-new-specification/sets">https://quizlet.com/mamadori/folders/aqa-gcse-italian-new-specification/sets</a></li> <li>➤ (conjugation of verbs in the present tense, perfect tense, imperfect tense, future tense, conditional tense) <a href="http://www.conjuguemos.com">www.conjuguemos.com</a> (Use without account/Italian/Il presente all verbs/Il passato prossimo avere-verbs and regular verbs/il passato prossimo verbs with essere/il future all verbs/ il condizionale regular verbs)</li> </ul> <p>Youtube videos:</p> <ul style="list-style-type: none"> <li>➤ Presente (verbi regolari) <a href="https://www.youtube.com/watch?v=htlwjXynJM">https://www.youtube.com/watch?v=htlwjXynJM</a></li> <li>➤ Futuro semplice <a href="https://www.youtube.com/watch?v=zsotw0Tk_5U">https://www.youtube.com/watch?v=zsotw0Tk_5U</a></li> <li>➤ Passato Prossimo with avere <a href="https://www.youtube.com/watch?v=sDPWMRRg6Ws">https://www.youtube.com/watch?v=sDPWMRRg6Ws</a></li> </ul>

	<ul style="list-style-type: none"> <li>➤ Passato Prossimo with essere <a href="https://www.youtube.com/watch?v=cWr2hUqCqXU">https://www.youtube.com/watch?v=cWr2hUqCqXU</a></li> <li>➤ Imperfetto <a href="https://www.youtube.com/watch?v=aGEGII-C6MA">https://www.youtube.com/watch?v=aGEGII-C6MA</a></li> <li>➤ Condizionale presente <a href="https://www.youtube.com/watch?v=Htvq35lz1Yc">https://www.youtube.com/watch?v=Htvq35lz1Yc</a></li> </ul>
<b>Maths</b>	<p>Complete June 2018 practise papers (3 x 1hr30 to cover 4 lessons plus marking time). Mark using the mark scheme then any questions you are unsure about watch the corresponding hegarty maths video clips then try again (see attached pdf explaining how to use hegarty maths).</p> <p>Paper, mark schemes and document containing relevant video clips will have been uploaded to Doodle.</p>
<b>Media BTEC</b>	<p>Students will be set work on Doodle in line with the assessment they need to complete for Component 2. They will need to complete a skills audit and if possible complete their practical work.</p>
<b>Media Studies</b>	<p><b>Topic: Component 1 Revision - Advertising</b></p> <p><b>Work:</b> Work through the advertising unit powerpoints and complete the assessment question under timed conditions.</p> <p><b>Links:</b> N/A</p> <p><b>Documents:</b> Powerpoint to be sent through Doodle</p>
<b>PE - Core</b>	<p>Youtube clips set on Doodle for home relaxation workouts without any equipment (example - <a href="https://www.youtube.com/watch?v=Pp8UNgkcaYs">https://www.youtube.com/watch?v=Pp8UNgkcaYs</a>)</p>
<b>PE - GCSE</b>	<p><b>Revision on content – Topics to be covered:</b></p> <p><b>Short Term Effects of Exercise</b></p> <p>Understand the short term effects of exercise on:</p> <ul style="list-style-type: none"> <li>• Muscles temperature</li> <li>• Heart rate, stroke volume, cardiac output</li> <li>• Redistribution of blood flow during exercise</li> <li>• Respiratory rate, tidal volume, minute ventilation</li> <li>• Oxygen to the working muscles</li> <li>• Lactic acid production</li> </ul> <p>Be able to apply the effects to examples from sport</p>

Be able to collect and use data relating to short term effects of exercise

### **Long Term Effects of Exercise**

Understand the short term effects of exercise on:

- Bone density
- Hypertrophy of muscles
- Muscular strength
- Muscular endurance
- Resistance to fatigue
- Hypertrophy of the heart
- Resting heart rate and resting stroke volume
- Cardiac output
- Rate of recovery
- Aerobic capacity
- Respiratory muscles
- Tidal volume and minute ventilation during exercise
- Capillarisation

Be able to apply the effects to examples from sport

Be able to collect and use data relating to long term effects of exercise

### **Healthy Lifestyle:**

Know what is meant by health, fitness and well-being.

Understand the different health benefits of physical activity and consequences of a sedentary lifestyle:

#### Physical:

- injury
- coronary heart disease (CHD)
- blood pressure
- bone density
- obesity
- Type 2 diabetes
- posture
- fitness

	<p><u>Emotional:</u></p> <ul style="list-style-type: none"> <li>• self-esteem/confidence</li> <li>• stress management</li> <li>• image</li> </ul> <p><u>Social:</u></p> <ul style="list-style-type: none"> <li>• friendship</li> <li>• belonging to a group</li> <li>• loneliness</li> </ul> <p>be able to apply the above to different age groups be able to respond to data about health, fitness and well-being</p> <p><b>Diet and Nutrition:</b></p> <ul style="list-style-type: none"> <li>• know the definition of a balanced diet</li> <li>• know the components of a balanced diet</li> <li>• carbohydrates</li> <li>• proteins</li> <li>• fats</li> <li>• minerals</li> <li>• vitamins</li> <li>• fibre</li> <li>• water and hydration</li> </ul> <p>Understand the effect of diet and hydration on energy use in physical activity Be able to apply practical examples from physical activity and sport to diet and hydration</p>
<p><b>PE - BTEC Dance</b></p>	<p>Practice Exam piece:  <a href="https://www.youtube.com/watch?v=O7Hmrf0GTso">https://www.youtube.com/watch?v=O7Hmrf0GTso</a>  <a href="https://www.youtube.com/watch?v=Yw4Gypbnv7U">https://www.youtube.com/watch?v=Yw4Gypbnv7U</a>  Celine Dion Ashes</p> <p>Pick a song and start choreographing the final scenes:  - Celebration of nice/different</p>

	<ul style="list-style-type: none"> <li>- Retribution</li> <li>- Community representation</li> </ul>
<b>PE - BTEC Sport</b>	<p>Students are to continue with unit 2 coursework. The work is to complete assignment 2 (skills and tactics booklet). Students are to follow the scaffolding in the booklet and fill in each box.</p> <p>If students have any outstanding corrections to do for assignment 1 then they must complete these. Students should have their assignments with their feedback.</p> <p>All guidance PowerPoints have been attached on doddle.</p> <p>Students can send assignments to <a href="mailto:cba@goffs.herts.sch.uk">cba@goffs.herts.sch.uk</a> for marking/corrections.</p>
<b>Product Design</b>	<p>Revision and practice papers with mark schemes.</p> <p>Revision work books</p> <p>Seneca</p> <p>bitesize</p>
<b>Psychology</b>	<p><b>Language, Thought and Communication –</b>  <b>Topic: Animal vs Human Communication &amp; Von Frisch’s bee study</b></p> <p>Students will have been given packs containing the PowerPoints and activities for this topic. They will need to work through the animal and human communication section completing the activities as they go along. Students have completed homework for Von Frisch’s study, so they should complete additional activities and application/exam questions to ensure they understand the key details of this study.</p> <p>Useful website for additional information: <a href="https://learndojo.org/gcse/aqa-psychology/language-thought-communication/">https://learndojo.org/gcse/aqa-psychology/language-thought-communication/</a></p> <p>Students can also sign into the online textbook at:  <a href="https://illuminate.digital/aqapsychgcse/">https://illuminate.digital/aqapsychgcse/</a>  Username: SGOFFS6  Password: STUDENT6</p> <p>The textbook (pages 166-169) will provide further links, application questions and practice exam questions to complete.</p>
<b>RS/Sociology</b>	<p>Students will be set BOTH a Christianity beliefs and practices workbook (These are separate documents) –  As well as this they will be set revision notes/cards and activities for all of their topics</p>



	<p><a href="https://www.amazon.co.uk/AQA-GCSE-Religious-Studies-Workbook/dp/0198445644/ref=sr_1_2?keywords=aqa+buddhism+christianity+workbook&amp;qid=1584450808&amp;sr=8-2">https://www.amazon.co.uk/AQA-GCSE-Religious-Studies-Workbook/dp/0198445644/ref=sr_1_2?keywords=aqa+buddhism+christianity+workbook&amp;qid=1584450808&amp;sr=8-2</a> – A suitable workbook that covers the whole course</p> <p><b>Research/Reading:</b>  REOnline Festivals calendar - <a href="https://www.reonline.org.uk/festival-calendar/">https://www.reonline.org.uk/festival-calendar/</a> - Useful for research on current festivals  REOnline - Subject knowledge - <a href="https://www.reonline.org.uk/subject-knowledge/">https://www.reonline.org.uk/subject-knowledge/</a> - Reliable info on main religions/worldviews  Email a believer (REonline) - <a href="http://pof.reonline.org.uk/">http://pof.reonline.org.uk/</a> - Students can email people on their religious/worldviews  Guardian online - Religion - <a href="https://www.theguardian.com/world/religion">https://www.theguardian.com/world/religion</a> - news/current religious issues  BBC Bitesize KS3 - <a href="https://www.bbc.co.uk/bitesize/subjects/zh3rkqt">https://www.bbc.co.uk/bitesize/subjects/zh3rkqt</a>  BBC Bitesize GCSE - <a href="https://www.bbc.co.uk/bitesize/subjects/zb48q6f">https://www.bbc.co.uk/bitesize/subjects/zb48q6f</a> - Need to select correct exam board</p> <p><b>Videos:</b>  BBC GCSE RS videos - <a href="https://drive.google.com/open?id=1rccZolahqH4eFcPM6Nn1KxQ5flZgwD5wgsyrg6oxN0s">https://drive.google.com/open?id=1rccZolahqH4eFcPM6Nn1KxQ5flZgwD5wgsyrg6oxN0s</a> - Relatively new films from young people from main religions  Most BBC RE clips - <a href="https://drive.google.com/open?id=17VMuMqZ7JZXFnz-k2M0FEgxQqJbF9A1hUL8igC5eNF">https://drive.google.com/open?id=17VMuMqZ7JZXFnz-k2M0FEgxQqJbF9A1hUL8igC5eNF</a> - Virtually all RE subject videos organised by series  Truetube - <a href="https://www.truetube.co.uk/">https://www.truetube.co.uk/</a> - Loads of great videos  REquest - Christianity - <a href="https://request.org.uk/">https://request.org.uk/</a> - Videos and research info  The Bible society videos - Christian - <a href="https://www.youtube.com/user/biblesocietytv/videos">https://www.youtube.com/user/biblesocietytv/videos</a> - Videos on some useful concepts in Christianity  The Bible project - <a href="https://www.youtube.com/user/jointhebibleproject/playlists">https://www.youtube.com/user/jointhebibleproject/playlists</a> - Christianity based concepts</p> <p><b>Revision/Quizzing:</b>  Seneca - <a href="https://www.senecalearning.com/">https://www.senecalearning.com/</a> - Board specific GCSE content  Quizlet - <a href="https://quizlet.com/en-gb">https://quizlet.com/en-gb</a> - You will need to find relevant/reliable pre-made quizzes  MrMcMillanREvis - <a href="https://www.youtube.com/user/MrMcMillanREvis/playlists">https://www.youtube.com/user/MrMcMillanREvis/playlists</a> - Catholic Christianity revision videos</p>
<p><b>Science</b></p>	<p><b>Revision for GCSE's</b></p> <p>Students will be expected to complete the work assigned by their teacher via doddle.</p> <p>Teachers will set work that indicates when the student would have had that lesson, so they can allocate time appropriately e.g. Mon P1. Many resources &amp; links to web sites will be provided by each teacher directly on doddle. In addition to these, the following web sites can be used to support students studying at home:</p> <p><a href="https://www.tassomai.com/">https://www.tassomai.com/</a>  <a href="https://www.kerboodle.com/users/login">https://www.kerboodle.com/users/login</a></p>

	<p> <a href="https://www.youtube.com/channel/UCqbOeHaAUXw9II7sBVG3_bw/playlists">https://www.youtube.com/channel/UCqbOeHaAUXw9II7sBVG3_bw/playlists</a>  <a href="https://www.senecalearning.com/">https://www.senecalearning.com/</a>  <a href="https://www.physicsandmathstutor.com/">https://www.physicsandmathstutor.com/</a>  <a href="https://www.goffs.herts.sch.uk/307/subject-information">https://www.goffs.herts.sch.uk/307/subject-information</a> </p> <p>For Y11, exam questions and personal learning checklists (PLC's) are already on Doodle for all Y11 students.</p> <p>The PLC's contain links to specific revision websites as well as page number references for the relevant CGP revision guide for each topic. Exam question packs will be printed &amp; distributed to students and mark schemes put on Doodle.</p>
<p><b>Spanish</b></p>	<p><b>AQA revision guides and workbooks</b> have been issued to all students- complete the exercises for the different topics.</p> <p><b>Speaking booklets</b> –students should ensure a range of questions per theme are prepared.</p> <p><i>To be available on Doodle:</i></p> <p><b>Personal learning checklist</b> for all topics  <b>Vocabulary booklet</b> for all topics (PPT and word format)  <b>Practice papers</b> (listening, reading and writing) - will be available on Doodle  <b>Doodle quizzes</b>- to be assigned</p> <p><i>Online learning tools:</i></p> <p><a href="http://www.languagenut.com">www.languagenut.com</a> ( individual log-ins issued to students)  Click on Vocab trainer and then a particular topic to revise key vocabulary. Click on exam skills to practise listening and reading exercises  <a href="http://www.linguascope.co.uk">www.linguascope.co.uk</a> Click on Intermediate -Spanish (username: goffs password: mfl19)]  <a href="http://www.quizlet.com">www.quizlet.com</a> Search any topic starting with GCSE Spanish AQA. Click on Intermediate and then a particular topic to revise the key vocabulary  <a href="http://www.languagesonline.org.uk">www.languagesonline.org.uk</a> Click on Grammar to practise key tenses and structures.</p>
<p><b>Textiles</b></p>	<p>Revision and practice papers with mark schemes.  Revision work books  Seneca  bitesize</p>

# Log In Instructions for Hegarty Maths



Go to old HegartyMaths Existing users Contact us

Teacher log in Student log in

Go to [www.hegartymaths.com](http://www.hegartymaths.com) & click **Student log in**.

Start FREE teacher trial

Find your school

School name

Enter your school name correctly and select it.

Enter your details

Make sure these are accurate.

Harry

Hamilton

1 January 2001

Next

Welcome Harry

Please set a password to login.

Password

Confirm password

Login

Set and confirm your own password. Remember to write it in your maths book and planner!



No Has your teacher set you work? Yes

Your homework will be found in the **My Tasks** page.

You can Search for a task or Choose lesson.

You can view all tasks completed before in **My Scores**.

Click on the task to take it again and try to improve your score.

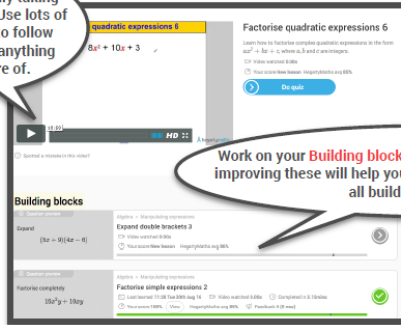
You have no pending tasks

If you have no tasks you can always Request more from your teacher.

Lesson	Score	EM	Time	Attempts	Assessment taken
Factorise simple expressions 2	100%	1.00x	0.15mins	0 / 0	11:28 Tue 30th Aug 16
Distributive law of multiplication	50%	0.20x	2.81mins	0 / 0	13:53 Mon 8th Aug 16
Simple subtraction & its meaning	100%	1.00x	8.20mins	0 / 0	13:49 Mon 8th Aug 16
Simple addition & its meaning	20%	0.00x	0.68mins	0 / 0	13:45 Mon 8th Aug 16

### Doing a task

Watch the video carefully taking the best notes you can. Use lots of colour and work hard to follow each example. Replay anything you might be unsure of.



Work on your Building blocks. If you struggle with the video then improving these will help you access the task better. Aim to make all building blocks 100%.

Did you understand the video?

No

Yes

Do quiz

Great homework checklist	WWW	EBI
I write the title, date and HW for all my tasks		
I take full notes from the video		
I try to model my work the way I was shown in the video		
I use a ruler a pencil for all diagrams		
I write every question and full solution in my book		
I mark my work as I go		
When I get an incorrect answer, I try to correct this in a different colour pen		
I write my score in my book at the end of the quiz		

What score did you get in the quiz?

100% **Great effort! Why not try the next HW or improve some of your other scores.**

70 - 99% **Try the quiz again and work hard to learn from any previous mistakes.**

Below 70% **Don't give up. If you have taken full notes of the video, worked on your building blocks and you're still struggling then leave comments for your teacher to ask for help. It's important you make sure you ask your teacher for help to make sure you can eventually get 100%.**

**VIDEO NOTES**  
Hegarty Maths = Perimeter (2) 14th July 2016

**Example 1**  
Square with side 7mm  
Perimeter = 7+7+7+7 = 28mm  
Key Words: Length, Units, Distance  
Don't forget units!

**Example 2**  
Rectangle with sides 4m and 9m  
Perimeter = 4+9+4+9 = 26m  
Doesn't matter which method you use, they all work!

**Example 3**  
Regular hexagon with side 9m  
Perimeter = 6 x 9 = 54m  
Regular means all sides are same length

**Example 4**  
Square with side length 5cm  
Perimeter = 4 x 5 = 20cm  
Always draw a sketch from the information given

**Example 5**  
Equilateral triangle with side length 4.1mm  
Perimeter = 3 x 4.1 = 12.3mm  
Use distributive law of multiplication

**Example 6**  
Regular octagon with side length 7.4cm  
Perimeter = 8 x 7.4 = 59.2cm

**Example 7**  
Rectangle with width 5.2cm and height 7.9cm  
Perimeter = (2 x 5.2) + (2 x 7.9) = 26.2cm  
Mental Maths: 5.2 + 7.9 = 13.1, 13.1 x 2 = 26.2  
REMEMBER! There is more than one way!

**Example 8**  
Shaded square with side 2mm  
Perimeter = 4 x 2 = 8mm

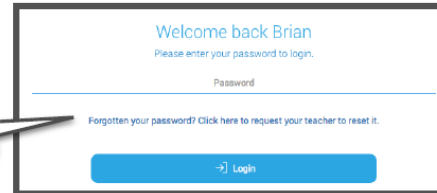
**Example 9**  
Shaded rectangle with width 6m and height 11m  
Perimeter = (2 x 6) + (2 x 11) = 34m

**Example 10**  
Shaded regular hexagon with side 5m  
Perimeter = 6 x 5 = 30m

## FAQ's

What if I forget my password?

This link will **notify your teacher** that you need the password reset when they next login.



Welcome back Brian  
Please enter your password to login.

Password

Forgotten your password? Click here to request your teacher to reset it.

→ Login

What device should I use?

HegartyMaths will work on any modern device but we **recommend a PC or Mac for the best experience**. Tablets work well too.

HegartyMaths will work on the latest versions of Chrome, Edge, IE and Safari. **We do not support Firefox.**

What browser should I use?

Do I have to watch the video?

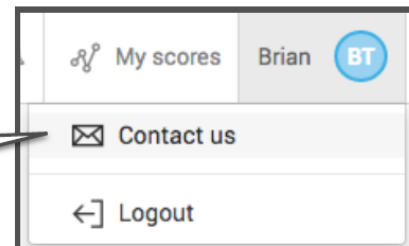
**In short, yes!** The video and the quiz are designed together so that you can be successful. The video will show you how to tackle the majority of the problems assessed in the quiz.

Try and explain to your teacher in a comment what you think is wrong. Submit a **question problem report**.

What do I do if I think there is a mistake in a question?

How can I contact HegartyMaths?

You can give us feedback on the site using the **contact us** form.



My scores Brian BT

Contact us

Logout