

| Subject | Guidance for Accessing Remote Learning |
|-----------------|---|
| ACE | <p>Use this time to explore a topic beyond the school curriculum by completing a free MOOC (Massive Online Open Course) from Future Learn https://www.futurelearn.com/</p> <p>You can complete a course run by a range of leading universities in almost any topic on the planet and can download/print a certificate when you complete the programme.</p> |
| Art | <p>Complete all presentation up to clay design/making with annotation: Title: Textile Design</p> <p>Note: Any colours used echo that of the designers' work; It must be done to a very high standard. If you have a small A4 sketchbook you must complete a double page spread; If you have an A3 sketchbook you must complete one page. You must include:</p> <ul style="list-style-type: none"> • Write up of your answers to Guardian article in full sentences • images of the artist's work (hwk) <p>Also to present:</p> <ul style="list-style-type: none"> • Your work on colour theory • Your colour way development work • Your cut paper design • Your annotations • Your pattern work (electronic print outs) • Clay development piece with photo of clay outcome and annotation questions |
| Business | <p>Year 10's are currently working on Theme 2. On Doodle, End of Theme 2 will be put up.</p> <p>All Year 10 students have also been issued with a Revision Guide for both Themes 1 & 2. They were issued this on the week commencing the 9th of March 2020.</p> |

| | |
|------------------|---|
| Careers | <p>Preparing for Work Experience</p> <ul style="list-style-type: none"> • Use KUDOS to research the career that you are interested in going into (password stepwork05) • Use the feedback from you 1:1 mock interview to improve your CV • Re-write your CV using feedback and in readiness for your work experience placement <p>Resources - on Doodle: KUDOS website: https://kudos.cascaid.co.uk/#/ KUDOS website information for parents: https://www.cascaid.co.uk/wp-content/uploads/2019/09/Parents-Guide-eBook-V3.pdf PowerPoint from Year 10 Work Experience CED Mock Interview questions sheet CV template sheet</p> |
| Childcare | <p>Students have been working on coursework regarding ‘Empowering Children’ this will continue this using handouts provided via Doodle. Exercises regarding this coursework will be set and students are directed to use the internet to research this topic but also communicate with Miss Hockley via email if they need to gain feedback.</p> |
| Drama | <p>A copy of the Devising stimulus booklet that they will be using for their devised exam as soon as we return to school.</p> <p>Students need to choose at least 3 of the stimuli and conduct some research on each. Students are then to write three separate pitches for devised performances they could create based on each of their chosen stimulus. This Pitch must consider; Genre, style, plot, characters, key themes.</p> |
| Economics | <p>Year 10’s are working on Paper 2. Exam papers and resources will be placed on Doodle.</p> |
| English | <p>Year 10 have worked on Macbeth for 4 weeks and will continue working on the Macbeth Scheme of Learning, until we finish the play.</p> <p>Read the play ‘Macbeth’ Most classes are on Act 2 Annotating the play, identifying themes Listening to the audio/Watching the film Bitesize- 6 easy to follow learner guides https://www.bbc.co.uk/bitesize/topics/zgq3dmn</p> <p>Learning the social and historical context of Jacobean England; King James 1st obsession with witchcraft, the supernatural; the Divine Right of Kings; patriarchal society and the treatment of women.</p> <p>Speeches</p> |

| | |
|------------------------|---|
| | <p>Writing / rehearsing your speech Write a speech on your chosen topic, using AFORESTER devices. Perform your speech to family members and see if they engage with your topic/you. Constructive feedback will improve speech and performance. Time your speech 3-5 minutes is preferable. Write out 10 questions you would like to be asked about your topic. This is a requirement, we will be asking you questions after your speech.</p> |
| Enterprise BTEC | <p>Year 10 are working on Component 2. The task sheet for this has been placed on Doodle. Students have been working on this in lessons.</p> |
| Food | <p>All students have Seneca login accounts in which individual sections of the Food and Nutrition GCSE can be set for future weeks.</p> <p>I will be setting a mock NEA 2 to give students a reporting window mark and experience for Actual NEA 2 coursework. In future weeks All students have a hard copy of Food and Nutrition revision book, which includes everything they could need in preparation for their GCSE Exam. You revise elements and topics of the exam and then complete the revision questions.</p> <p>These will be given to the students to take home this week</p> |
| French | <p>Topic: Healthy Living- eating habits, talking about smoking and drugs. Use of the imperfect tense</p> <p>Tasks: Complete the assigned Doodle quizzes and Languagenut assignments. Students have been given individual log-in details for Languagenut. Vocabulary booklet attached on Doodle to help you</p> <p>Further online tools: www.linguascope.co.uk Click on French-Intermediate- Manger sain (username: goffs password: mfl19) www.languagesonline.org.uk Click on French- Grammar- the imperfect tense https://quizlet.com/206430426/gcse-french-8658-62g-un-regime-alimentaire-equilibre-flash-cards/</p> |
| Geography | <p>All work will be set on Doodle.</p> <p>Topic: UK Physical Landscapes (Coasts)</p> <p>PowerPoint Presentations and worksheets will be uploaded to Doodle for your son/daughter to access for each lesson they would have had in school. The instructions for the tasks are on these. Please ensure they complete all tasks.</p> <p>There is an upcoming assessment – This will also be uploaded onto Doodle for them to complete. Please keep this safe as it will be marked by their class teacher once we return to school.</p> |

| | |
|-------------------------------|---|
| | If your child has a CGP revision guide they can use this to guide them on the information they need and to revise for the assessment. |
| Health and Social Care | Students have been working on coursework regarding the factors that affect growth and development will continue this using handout provided via Doddle. Exercises regarding this coursework will be set and students are directed to use the internet to research this topic but also communicate with Miss Hockley via email if they need to gain feedback. |
| History | <p><u>Weimar and Nazi Germany (Edexcel, Paper 3)</u></p> <p><u>Lesson 14</u>- How did Hitler become Chancellor? <u>Lesson 15</u>- How did Hitler become a Dictator?</p> <p>For all lessons, students to work through the PowerPoints on Doddle.</p> <p>Helpful website links: https://www.youtube.com/watch?v=Br-QxsOJ-Jg https://www.youtube.com/watch?v=6XnsYZxH2nI</p> |
| ICT/Computing | <p>Use Solo Learn app to practice Python and they should be using the PowerPoint to learn the content and completing the worksheet as well as the homework sheet for each topic.</p> <p>The students should also use the answer sheets to check their work. They should have completed up to Unit 3 Lesson 3 Operating system software by the end of this week.</p> |
| Italian | <p>Current topics:</p> <p>Different types of films, TV programmes, music and opinions, food, shops. Mobile technology, social media, bullying, abuse.</p> <p>Tasks to complete:</p> <ul style="list-style-type: none"> • Consolidation of vocabulary to talk about pros and cons of technology on https://www.studystack.com/flashcard-3206637 • Reading comprehension and writing practice on technology (uploaded on Doddle) • Complete Kahoot Challenge on https://kahoot.it/challenge/0461627?challenge-id=cf92b1e2-5aab-47d8-9825-ef8e002192fc_1584986222298 • Listening practice on www.thisislanguagel.com (tasks set on Doddle) <p>Independent work:</p> |

| | |
|-------------------|--|
| | <ul style="list-style-type: none"> • Listening and vocab practice on www.linguascope.com (username goffs password 20twenty) • Revision of core vocabulary on https://quizlet.com/mamadori/folders/aqa-gcse-italian-new-specification/sets • Verb conjugation on www.conjuguemos.com • (Use without account/Italian/Il presente all verbs/Il passato prossimo avere-verbs and regular verbs/il passato prossimo verbs with essere/il futuro all verbs/ il condizionale regular verbs) • Listening and vocabulary practice with Italian songs on www.lyricstraining.com/it/ <p>YouTube videos to revise formation of tenses:</p> <ul style="list-style-type: none"> • Presente (verbi regolari) https://www.youtube.com/watch?v=htlwfjXynJM • Futuro semplice https://www.youtube.com/watch?v=zsotw0Tk_5U • Passato Prossimo with avere https://www.youtube.com/watch?v=sDPWMRRg6Ws • Passato Prossimo with essere https://www.youtube.com/watch?v=cWr2hUqCqXU • Imperfetto https://www.youtube.com/watch?v=aGEGII-C6MA • Condizionale presente https://www.youtube.com/watch?v=Htvq35lz1Yc |
| Maths | <p>All work to be set on www.hegartymaths.com- see below for information on how to log on. Students need to watch the videos set and make detailed notes including examples (see pdf for a guide to what this should look like) then complete the quizzes that go with each video.</p> <p>If pupils struggle with a question they can leave a note for their teacher to see who can then respond to the question. The topics on the scheme of work to be covered as below, however class teachers may set some other work on Doodle also, please ask pupils to prioritise the work set on Doodle.</p> <p>We are aware that there have been some issues using HegartyMaths due to the high volume of traffic they are receiving. If you have issues with accessing this then please go on www.corbettmaths.com and search for the topic for your set (see below), watch the video and then complete the worksheet instead.</p> <p>Set 1 – Circle Theorems Set 2 – Circle Theorems Set 3 WEST – Circle Theorems Set 3 EAST – Circles, Cylinders, Cones and Spheres Set 4 – Circles, Cylinders, Cones and Spheres</p> |
| Media BTEC | Topic: Component 1 – Exploring media products |

| | |
|------------------------|---|
| | <p>Work: Students will continue to work on their assessment for this unit of work by completing an essay for Learning Aim B.</p> <p>Links: Students will need to have access to youtube to watch the three moving image products they have chosen.</p> <p>Documents: All relevant documents and templates will be uploaded onto Doodle.</p> |
| Media Studies | <p>Topic: Researching the Coursework</p> <p>Work: Continuing on from the preliminary coursework tasks you began last week, start conducting research regarding the option you have chosen – film marketing or magazine production.</p> <p>Links: https://goffsfilmandmedia.wixsite.com/tips</p> <p>Documents: Workbook and task sheet on Doodle</p> |
| Music | <p>(2 lessons per week)</p> <p>Students should spend time selecting a piece and rehearsing for their next SOLO performance assessment.</p> <p>Students should also see Doodle for instructions on revising/researching topics for the GCSE Listening Exam -</p> <p><u>The Conventions of Pop</u> <u>Film Music</u> <u>The Concerto through Time</u> <u>Rhythms of the World</u></p> |
| PE - Core | <p>Youtube clips set on Doodle for home workouts without any equipment</p> <p>https://www.youtube.com/watch?v=ml6cT4AZdqI https://www.youtube.com/watch?v=0xE3CpbVeA&t=828s</p> |
| PE - BTEC Dance | <p>Theory: Continue to work through component 2 booklet. You need to complete your long term goals and at least 4 skills workshops. These include facial expression, characterisation, isolation, flexibility, and extension.</p> <p>Practical: Practice Cats and Rhythm Nations.</p> <p>https://www.youtube.com/watch?v=OAwaNWGLM0c https://www.youtube.com/watch?v=AiaGOdHU7dk</p> |
| PE - BTEC Sport | <p>Students are to continue with component C Learning Aim A coursework. The assignment is to complete the PowerPoint that shows how two successful leaders show skill and qualities in their practice. Follow the guidance on the teaching PowerPoint that includes the skills ad qualities that you need to write about.</p> |

| | |
|------------------|---|
| | <p>This needs to be sent to your classroom teacher by 17th April.</p> <p>All guidance PowerPoints have been attached on doddle.</p> |
| PE - GCSE | <p>Importance of a Warm Up and Cool Down</p> <p>Warm Up</p> <p>Understand the key components of a warm up and be able to apply examples:</p> <ul style="list-style-type: none">• pulse raising• mobility• stretching• dynamic movements• skill rehearsal <p>Know the physical benefits of a warm up, including effects on:</p> <ul style="list-style-type: none">• warming up muscles/preparing the body for physical activity• body temperature• heart rate• flexibility of muscles and joints• pliability of ligaments and tendons• blood flow and oxygen to muscles• the speed of muscle contraction <p>Cool Down</p> <p>Understand the key components of a cool down and be able to apply examples:</p> <ul style="list-style-type: none">• low intensity exercise• stretching <p>Know the physical benefits of a cool down, including:</p> <ul style="list-style-type: none">• helps the body's transition back to a resting state |

| | |
|-----------------------|--|
| | <ul style="list-style-type: none"> • gradually lowers heart rate • gradually lowers temperature • circulates blood and oxygen • gradually reduces breathing rate • increases removal of waste products such as lactic acid • reduces the risk of muscle soreness and stiffness • aids recovery by stretching muscles |
| Photography | <p>Research: Create a title slide about ‘documentary photography’ with a definition of what documentary photography is. Choose one of the following documentary photographers and create a slide of 4 images they have taken. Describe what they were documenting at the time.</p> <p>https://www.britannica.com/biography/Dorothea-Lange https://www.stevemccurry.com/</p> <p>Main task: 30 day photo challenge on the theme of Isolation Aim to take one photograph a day that captures your time in isolation. Create a slide show of your photos in order: day 1 – day 30 (2 photos per slide) Final slide: Create a statement about your experience (positive and negative)</p> |
| Product Design | <p>To support the mock NEA students will need to continue with the development and refinement of design ideas. See page 12 of the guide on doddle or hard copy that was given to some students. Use the check list at the front of the guide to check you have completed everything up until this point to the best of your ability? Could you make any further improvements? Google sketch up is free to download – if possible practice using this to communicate design ideas.</p> |
| Psychology | <p>Social influence – Topic: Adorno’s authoritarian personality theory & Piliavin's Subway Study</p> <p>Last week students should have completed their notes on the features of Adorno's authoritarian personality theory, and completed their notes on Piliavin's subway study. If this was not completed this must be their first priority.</p> <p>In order to consolidate their knowledge of the theory and the study (both listed on the specification) I would like students to complete exam style questions on these. There is a mixture of general questions, application questions and an essay question. Students should follow the guidance on the document for the essay question as it is difficult to ones they have written before.</p> <p>When questions have been completed they should email these back to Ms Zloh (ozl@goffs.herts.sch.uk) to mark who will give feedback.</p> |

| | |
|---------------------|---|
| | <p>When these questions are completed they can work on creating revision resources on the social influence topic so far.</p> <p>Useful website for additional information – https://learndojo.org/gcse/aqa-psychology/social-influence/</p> <p>Students can also sign into the online textbook at: https://illuminate.digital/aqapsychgcse/ Username: SGOFFS6 Password: STUDENT6 The textbook (pages 140-143) will provide further links, application questions and practice exam questions to complete.</p> |
| RS/Sociology | <p>Christian practices home learning booklet which have tasks focused on each specific topic – each task is different ranging from interpretation, analytical, comprehension, creative etc. in order to vary up the activities.</p> <p>Complete electronic copies can be emailed to Ebo@goffs.herts.sch.uk where I will log rewards.</p> <p>Research/Reading: REOnline Festivals calendar - https://www.reonline.org.uk/festival-calendar/ - Useful for research on current festivals REOnline - Subject knowledge - https://www.reonline.org.uk/subject-knowledge/ - Reliable info on main religions/worldviews Email a believer (REonline) - http://pof.reonline.org.uk/ - Students can email people on their religious/worldviews Guardian online - Religion - https://www.theguardian.com/world/religion - news/current religious issues BBC Bitesize KS3 - https://www.bbc.co.uk/bitesize/subjects/zh3rkqt BBC Bitesize GCSE - https://www.bbc.co.uk/bitesize/subjects/zb48q6f - Need to select correct exam board</p> <p>Videos: BBC GCSE RS videos - https://drive.google.com/open?id=1rccZolahqH4eFcPM6Nn1KxQ5flZgwD5wgsyrg6oxN0s - Relatively new films from young people from main religions Most BBC RE clips - https://drive.google.com/open?id=17VMuMqZ7JZXFnz-k2M0FEgxQqJbF9A1hUL8igC5eNF - Virtually all RE subject videos organised by series Truetube - https://www.truetube.co.uk/ - Loads of great videos REquest - Christianity - https://request.org.uk/ - Videos and research info The Bible society videos - Christian - https://www.youtube.com/user/biblesocietytv/videos - Videos on some useful concepts in Christianity The Bible project - https://www.youtube.com/user/jointhebibleproject/playlists - Christianity based concepts</p> <p>Revision/Quizzing: Seneca - https://www.senecalearning.com/ - Board specific GCSE content Quizlet - https://quizlet.com/en-gb - You will need to find relevant/reliable pre-made quizzes</p> |

| | |
|-----------------|--|
| | MrMcMillanREvis - https://www.youtube.com/user/MrMcMillanREvis/playlists - Catholic Christianity revision videos |
| Science | <p>B12 Reproduction C12 The Earth's resources P13 Electromagnetism</p> <p>Students will be expected to complete the work assigned by their teacher via doddle. Teachers will set work that indicates when the student would have had that lesson, so they can allocate time appropriately e.g. Mon P1. Many resources & links to web sites will be provided by each teacher directly on doddle. In addition to these, the following web sites can be used to support students studying at home:</p> <p>https://www.tassomai.com/ https://www.kerboodle.com/users/login https://www.youtube.com/channel/UCqbOeHaAUXw9II7sBVG3_bw/playlists https://www.senecalearning.com/ https://www.physicsandmathstutor.com/ https://www.goffs.herts.sch.uk/307/subject-information</p> |
| Spanish | <p>Topic: Healthy Living- eating habits, talking about smoking and drugs. Use of the imperfect tense</p> <p>Tasks: Complete the assigned Doddle quizzes and Languagenut assignments. Students have been given individual log-in details for Languagenut. Vocabulary booklet attached on Doddle to help you</p> <p>Further online tools to help:</p> <ul style="list-style-type: none"> • www.linguascope.co.uk Click on Spanish- Intermediate- Comer sano (username: goffs password: mfl19) • www.languagesonline.org.uk Click on Spanish- Grammar- the imperfect tense • https://quizlet.com/303535966/aqa-gcse-62-f-llevas-una-vida-sana-flash-cards/ |
| Textiles | Revision ppt on doddle with instructions and links – retrieval practice. |

Log In Instructions for Hegarty Maths



Go to www.hegartymaths.com & click **Student log in**.

Enter your **school name** correctly and select it.

Enter your details

Make sure these are accurate.

Harry

Hamilton

1 January 2001

Next

Set and confirm your **own password**. Remember to write it in your maths book and planner!

Welcome Harry
Please set a password to login.

Password

Confirm password

Login



Has your teacher set you work?

Your homework will be found in the **My Tasks** page.

You can **Search** for a task or **Choose lesson**.

You can view all tasks completed before in **My Scores**.

Click on the task to take it again and try to improve your score.

If you have no tasks you can always **Request more from your teacher**.

| Lesson | Score | ETA | Time | Attempts | Assessment taken |
|------------------------------------|-------|-------|----------|----------|-----------------------|
| Factorise simple expressions 2 | 100% | 1.00x | 0.15mins | 0 / 0 | 11:28 Tue 30th Aug 16 |
| Distributive law of multiplication | 50% | 0.20x | 2.81mins | 0 / 0 | 13:53 Mon 8th Aug 16 |
| Simple subtraction & its meaning | 100% | 1.00x | 8.20mins | 0 / 0 | 13:49 Mon 8th Aug 16 |
| Simple addition & its meaning | 20% | 0.00x | 0.68mins | 0 / 0 | 13:45 Mon 8th Aug 16 |

Doing a task

Watch the video carefully taking the best notes you can. Use lots of colour and work hard to follow each example. Replay anything you might be unsure of.

Work on your Building blocks. If you struggle with the video then improving these will help you access the task better. Aim to make all building blocks 100%.

Did you understand the video?

Yes

No

Do quiz

| Great homework checklist | WWW | EBI |
|---|-----|-----|
| I write the title, date and HW for all my tasks | | |
| I take full notes from the video | | |
| I try to model my work the way I was shown in the video | | |
| I use a ruler a pencil for all diagrams | | |
| I write every question and full solution in my book | | |
| I mark my work as I go | | |
| When I get an incorrect answer, I try to correct this in a different colour pen | | |
| I write my score in my book at the end of the quiz | | |

What score did you get in the quiz?

100% Great effort! Why not try the next HW or improve some of your other scores.

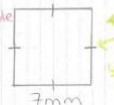
70 - 99% Try the quiz again and work hard to learn from any previous mistakes.

Below 70% Don't give up. If you have taken full notes of the video, worked on your building blocks and you're still struggling then leave comments for your teacher to ask for help. It's important you make sure you ask your teacher for help to make sure you can eventually get 100%.

VIDEO NOTES

Hegarty Maths = Perimeter (2) 14th July 2016

Example 1




Perimeter = $7+7+7+7 = 28\text{mm}$

Key Words: Length, Units, Distance

Don't forget Units!

Example 2



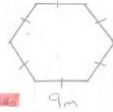
Perimeter = $4+9+4+9 = 26\text{m}$

Perimeter = $2 \times 9 + 2 \times 4 = 18 + 8 = 26\text{m}$

Perimeter = $2 \times (4+9) = 2 \times 13 = 26\text{m}$

Doesn't matter which method you use, they all work!

Example 3




Perimeter = $6 \times 9 = 54\text{m}$

Regular means all sides are same length

Example 4

Work out the perimeter of a square with side length 5cm.

Always draw a sketch from the information given



Perimeter = $4 \times 5 = 20\text{cm}$

Example 5

Work out the perimeter of an equilateral triangle with side length 4.1mm.

Same as regular

Perimeter = $3 \times 4.1 = 12.3\text{mm}$

Use distributive law of multiplication

Example 6

Work out the perimeter of a regular octagon with side length 7.4cm.

Perimeter = $8 \times 7.4 = 59.2\text{cm}$

Example 7


Work out the perimeter of a rectangle with width 5.2cm and height 7.9cm.

Perimeter = $(2 \times 5.2) + (2 \times 7.9) = 10.4 + 15.8 = 26.2\text{cm}$

Mental Maths: $5.2 + 7.9 = 13.1$, $13.1 \times 2 = 26.2$

REMEMBER! There is more than one way!


1) Perimeter of shaded shape? No Calculator



4 sides all with single dash

Perimeter = $4 \times 2 = 8\text{mm}$


2) Perimeter of shaded shape?



Rectangle

Perimeter = $(2 \times 6) + (2 \times 11) = 12 + 22 = 34\text{m}$

3) Perimeter of shaded shape?



6 equal sides

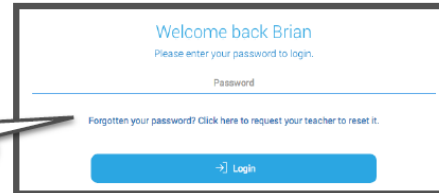
Hexagon

Perimeter = $6 \times 5 = 30\text{m}$

FAQ's

What if I forget my password?

This link will **notify your teacher** that you need the password reset when they next login.



Welcome back Brian
Please enter your password to login.

Password

Forgotten your password? Click here to request your teacher to reset it.

→ Login

What device should I use?

HegartyMaths will work on any modern device but we **recommend a PC or Mac for the best experience**. Tablets work well too.

HegartyMaths will work on the latest versions of Chrome, Edge, IE and Safari. **We do not support Firefox.**

What browser should I use?

Do I have to watch the video?

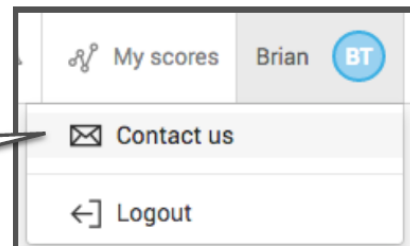
In short, yes! The video and the quiz are designed together so that you can be successful. The video will show you how to tackle the majority of the problems assessed in the quiz.

Try and explain to your teacher in a comment what you think is wrong. Submit a **question problem report**.

What do I do if I think there is a mistake in a question?

How can I contact HegartyMaths?

You can give us feedback on the site using the **contact us** form.



My scores Brian BT

Contact us

Logout